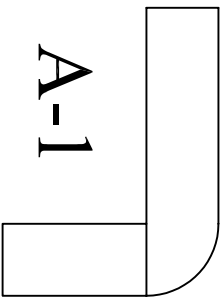


Solid Surface Countertop Edge Details

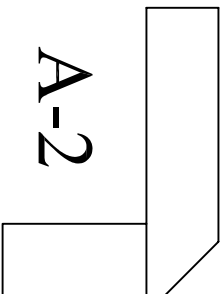
Edge Detail Selected: _____

Job Name: _____



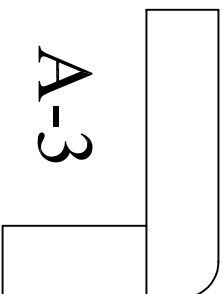
A-1

$\frac{1}{2}$ " Radius Waterfall



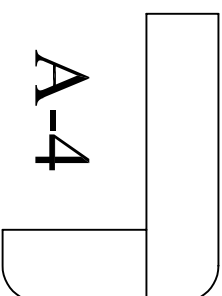
A-2

$\frac{3}{8}$ " Bevel



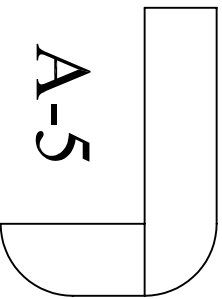
A-3

$\frac{1}{4}$ " Radius Waterfall



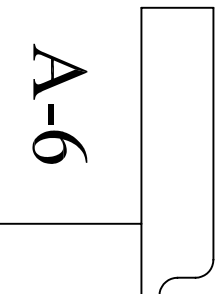
A-4

$\frac{1}{4}$ " Radius Dbl. Round



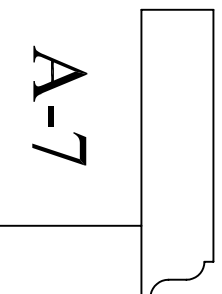
A-5

$\frac{1}{2}$ " Radius Dbl. Round



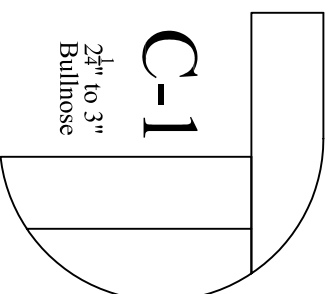
A-6

Small Oggee



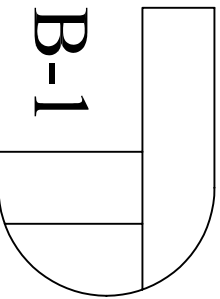
A-7

Small Crown Oggee




C-1

$\frac{1}{4}$ " to $\frac{3}{4}$ "
Bullnose



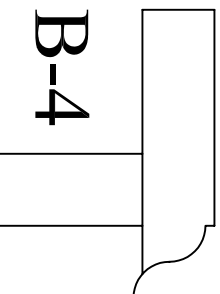
B-1

$1\frac{1}{2}$ " Bullnose



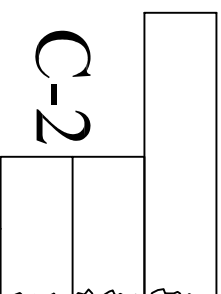
B-2

Large Oggee



B-4

Large Crown Oggee



C-2

$\frac{1}{2}$ " to $\frac{3}{4}$ " Chiseled